


To access the air hose switch terminals – remove the four screws from this panel.


Air hose connection



Switch Terminal Connections:
The switch provides a dry contact closure. The middle terminal is not used in this application.


Plugged wire access holes – to run wire connection to the display

DC-Digital



Air hose switch shown with the hose connection attached

Fastening points for the switch and anchor



This end is plugged with hose/silicone

Plugged wire access hole to allow wiring to the display controls

Air hose anchor. Cut the hose to length if needed and fasten on the open side.